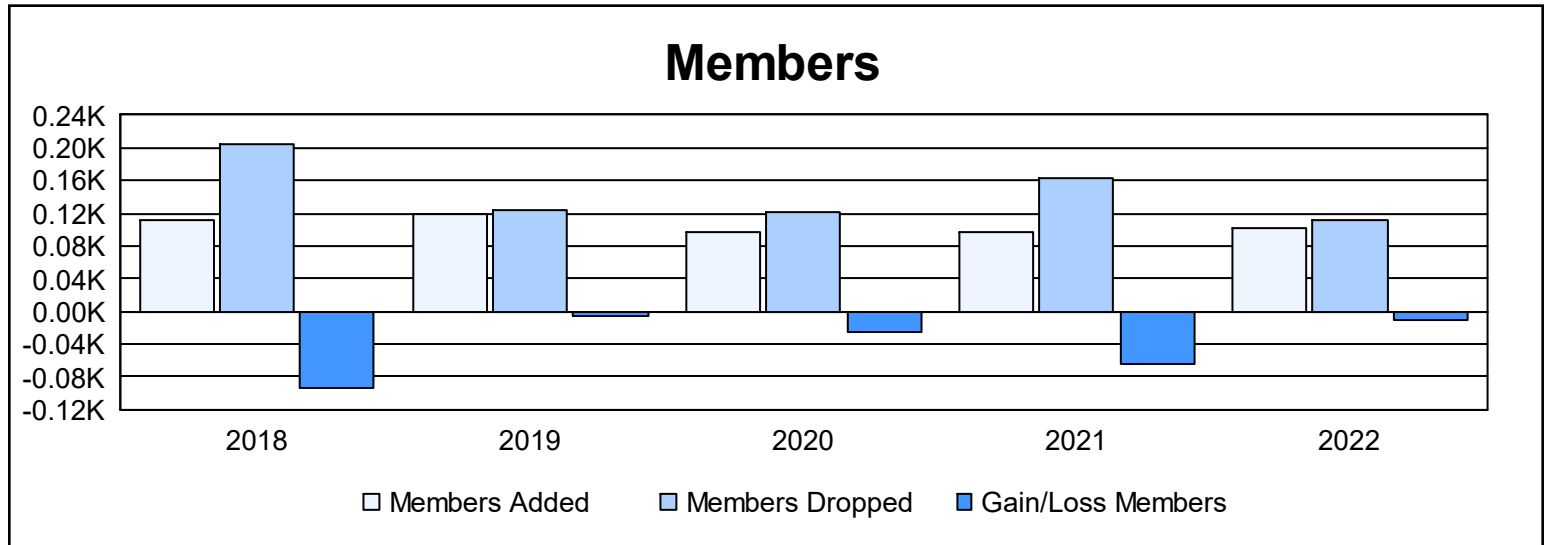
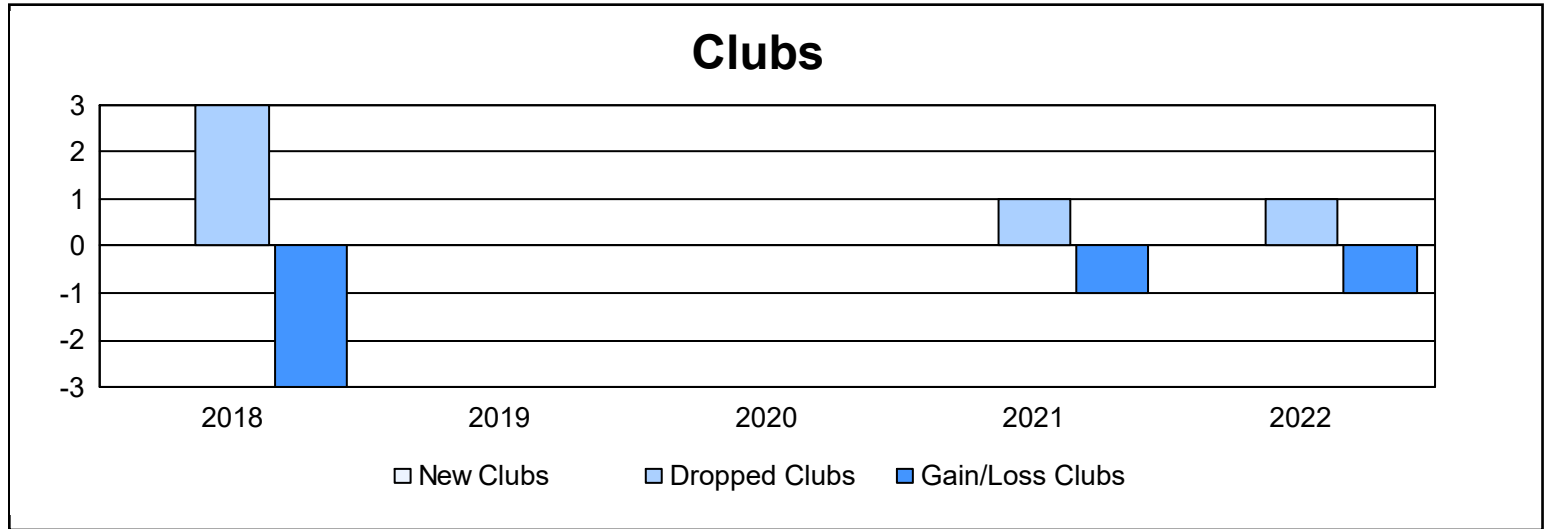
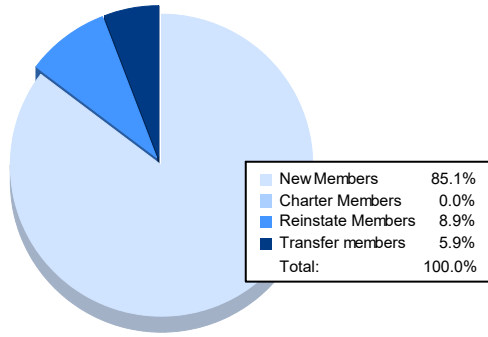


Year	New Clubs	Dropped Clubs	Gain/ Loss Clubs	New Members	Charter Members	Reinstate Members	Transfer Members	Total Member Added	Total Members Dropped	Gain/ Loss Members
2017-2018	0	3	-3	97	0	2	12	111	204	-93
2018-2019	0	0	0	100	1	14	4	119	124	-5
2019-2020	0	0	0	84	0	7	5	96	121	-25
2020-2021	0	1	-1	61	0	12	24	97	162	-65
2021-2022	0	1	-1	86	0	9	6	101	112	-11
<b>Average</b>	<b>0</b>	<b>1</b>	<b>-1</b>	<b>86</b>	<b>0</b>	<b>9</b>	<b>10</b>	<b>105</b>	<b>145</b>	<b>-40</b>



### Membership Composition June 2022 Cumulative



### Gender Composition June 2022 Cumulative

